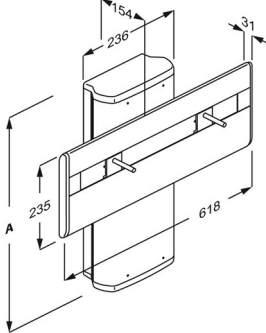




<p>Product Item number</p>	<p>PLUS wash basin bracket with wired hand control, electrically height adjustable R4751</p>
<p>Product description</p>	<p>VVS: 654003120 NRF: 6132535 RSK: 7972593 EAN: 5708590309316 HMI: 71760 NBS: N13:30,335</p>  <p>PLUS wash basin brackets are available in electrically, pneumatically and manually height adjustable versions. They are suitable for wall-mounting or for fitting to Pressalit PLUS wall tracks.</p> <p>PLUS wash basin bracket, wall-mounted. Electrically height adjustable 300 mm with wired hand control. Recommendation: flexible feed/waste system R2065/R2067 (UK markets R2071/R2075). Incl. fixing bolts for wash basin (Recommended with MATRIX SMALL and MATRIX CURVE/NEW CURVE wash basins). Materials: Aluminium and ABS polymer. Excl. mounting kit.</p>
<p>Adjustability</p>	<p>Height adjustable</p>
<p>Adjustment height</p>	<p>300 mm</p>
<p>Product capacity</p>	<p>Maximum load: 100 kg. Suitable for wash basins weighing no more than 22 kg. When the wash basin is loaded with 100 kg, each wall fastener will be carrying 42 kg. <i>Wash basin brackets need to be able to carry the weight of the wash basin, as well as support the weight of the person who is leaning against the wash basin or who is using the wash basin to rise from seated position.</i> Neither wash basin nor wash basin bracket are intended to carry the full body weight of a person, and the test methods applicable to wash basin brackets reflect this: ISO 17966 prescribes a static test on the front edge of the wash basin at 75% of maximum user weight, i.e. when the maximum load on a wash basin bracket is given as 100 kg and the wash basin weighs 22 kg, it is – according to ISO 17966 – the equivalent of a user weighing 104 kg leaning on the front edge of the wash basin.</p>





Product	PLUS wash basin bracket with wired hand control, electrically height adjustable
Item number	R4751
Speed	Speed up mm: 20 mm/s Speed down mm: 23 mm/s
Noise level	45 dB
Materials	The wash basin bracket is primarily made of 10-micrometre anodized aluminium. The ends of the bracket cover are capped with ABS polymer. The bracket is available with a wired hand control encased in polypropylene.
Ergonomy	The height of the wash basin is easily adjusted by means of the wired hand control. The wash basin bracket suits all types of bolt-mounted wash basin. Its rounded, sleek design greatly facilitates cleaning.
Features	An independant user will be able to make the necessary adjustments to an electrically operated wash basin bracket themselves without any problems.
Mains connection (V)	230
Actuator (motor)	LA40 (Linak) 4000N, IPX6
Control box	SMPS14002
Wired remote control	HB3 (Linak) IPX6
Power consumption (maximum load)	Power consumption by maximum load, watt: 75 W Power consumption by standby: 1,5 W
Warranty	Pressalit makes a commitment to remedy material and manufacturing defects for a period of five years from the invoicing date.



Product	PLUS wash basin bracket with wired hand control, electrically height adjustable
Item number	R4751
Cleaning	<p>PLUS & SELECT wash basin brackets. The product is to be cleaned with hot water or a mild soapy cleaning agent. Do not use chlorine based, corrosive or abrasive cleaners as it may result in the surface being damaged.</p> <p>The following cleaning agents have been tested by Pressalit and may be used, as long as they are diluted according to the instructions on the container.</p> <p>DISINFECTANTS: Clinimax Difficil-S Erisan OXY+</p> <p>NON-DISINFECTANTS: Suma Star free D1 Taski 100 Taski 200</p> <p>The product must be wiped down with a soft rag wrung out in clear water immediately after cleaning, as some materials may otherwise be discolored and stained, and the surface coating may deteriorate.</p> <p>DECALCIFICATION OF ALUMINUM PARTS: Pressalit recommends that chalky deposits be removed from wall tracks and other aluminum parts using a solution of three parts 30% acetic acid to seven parts tap water. When the aluminum parts have been washed down with this solution, the parts must be wiped over with a damp cloth wrung out in clear water.</p>
Declaration of conformity	<p>This product is in compliance with all relevant requirements of regulation (EU) 2017/745 on medical devices. It also complies with all relevant requirements in the Council Directive 2006/42/EC (of 17 May 2006) on machinery and the Council Directive 2011/65/EC on RoHS.</p>





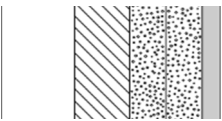
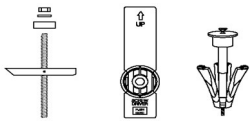

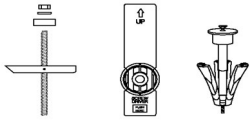

Product	PLUS wash basin bracket with wired hand control, electrically height adjustable
Item number	R4751

Installation in different wall types

	<p>Concrete >B25 V8603 - Mounting kit, 4 coach screws Ø8 x 70, plugs SX10. To be ordered separately.</p>	
	<p>Solid Brick >= Mz12 V8603 - Mounting kit, 4 coach screws Ø8 x 70, plugs SX10. To be ordered separately.</p>	
	<p>Solid Sand Lime Brick >= Hlz12 V8603 - Mounting kit, 4 coach screws Ø8 x 70, plugs SX10. To be ordered separately.</p>	
	<p>Aerated Concrete P4 V8653 - Mounting kit, 4 bolts M8 x 35, plugs FTP M 8. To be ordered separately.</p>	
	<p>Drywall (2 x 12,5 mm) water-resistant, re-enforced with wood V8603 - Mounting kit, 4 coach screws Ø8 x 70, plugs SX10. NB! Plugs are not needed. To be ordered separately.</p>	





Product Item number	PLUS wash basin bracket with wired hand control, electrically height adjustable R4751
	Drywall (2 x 12,5 mm) water-resistant, re-enforced with 22 mm plywood Wall fasteners (4 pcs) must be bought separately, for drywall it is possible to use e.g. fischer KD8 toggles or similar. 
	Drywall (2 x 12,5 mm) water-resistant, re-enforced with steel plates (2 mm) Wall fasteners (4 pcs) must be bought separately, for drywall it is possible to use e.g. fischer KD8 toggles or similar. 
	Drywall (2 x 12,5 mm) water-resistant Wall fasteners (4 pcs) must be bought separately, for drywall it is possible to use e.g. fischer KD8 toggles or similar. 